
Linking international trade with other economic and social statistics

Ronald Jansen
Chief of the Trade Statistics Branch
United Nations Statistics Division / DESA
E-mail: Jansen1@un.org

Global Production and Trade in Value-added

■ **Supply Chain**

- Raw materials
- Components
- Final goods
- Distribution
- Sale

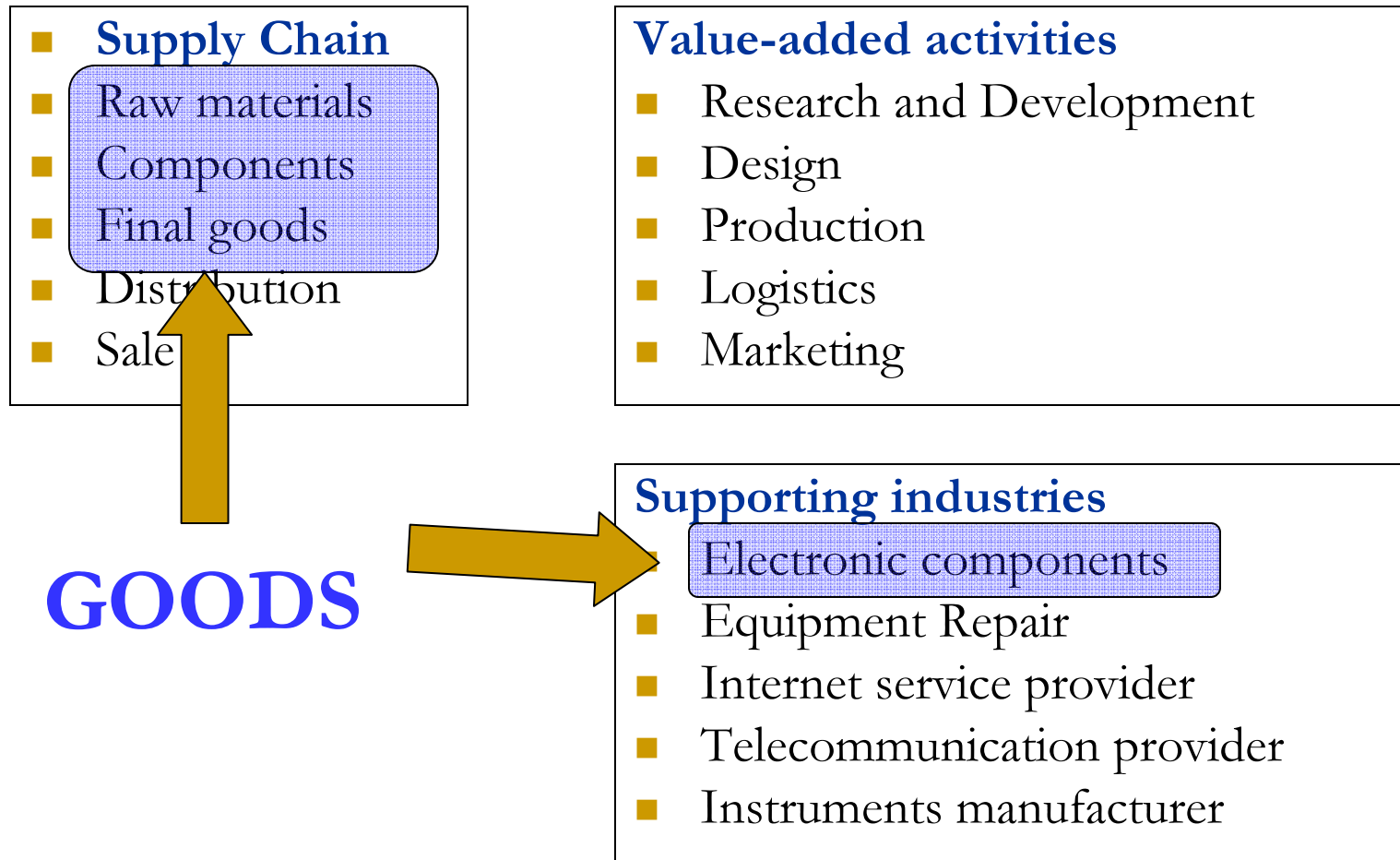
■ **Value-added activities**

- Research and Development
- Design
- Production
- Logistics
- Marketing

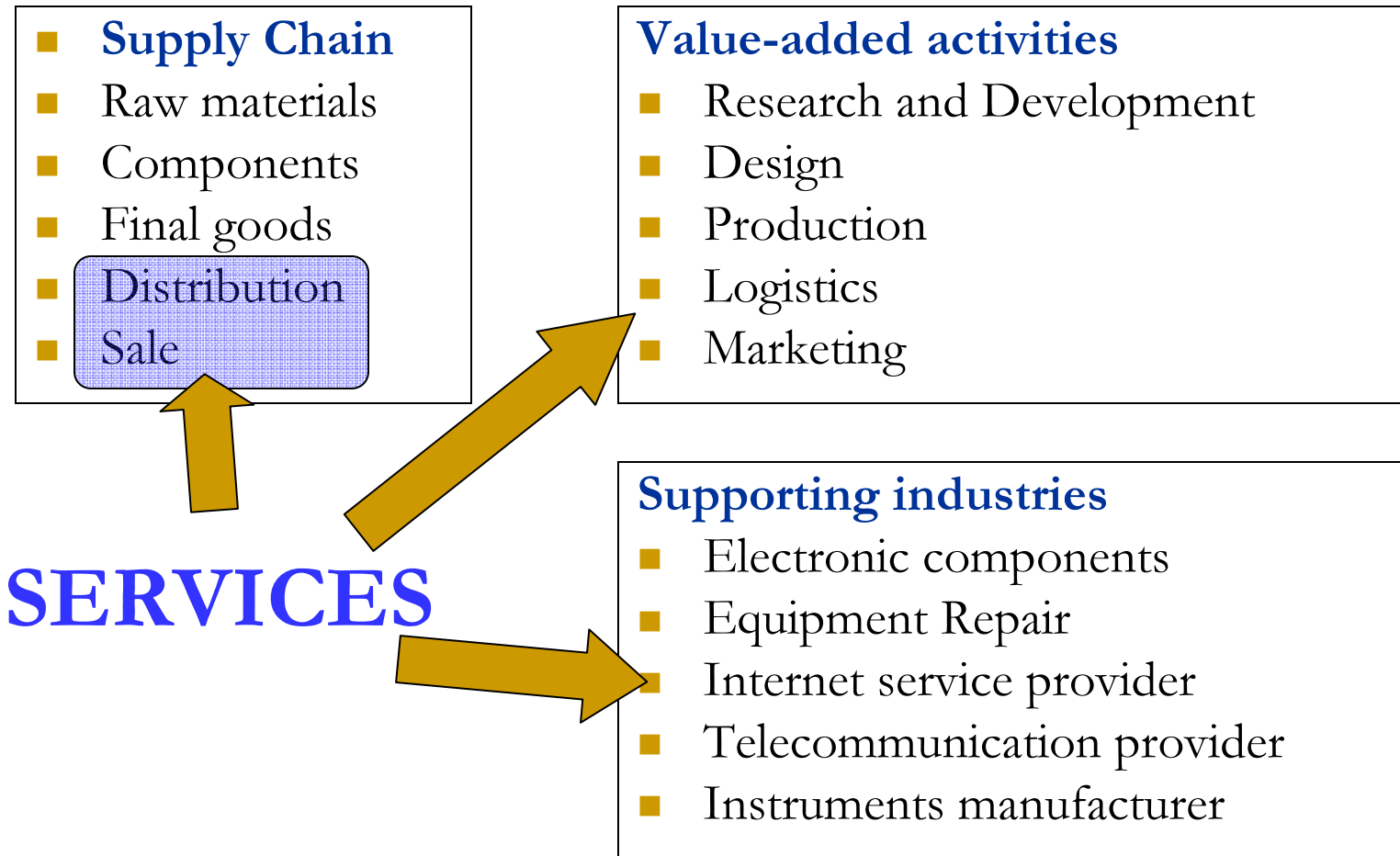
■ **Supporting industries**

- Electronic components
- Equipment Repair
- Internet service provider
- Telecommunication provider
- Instruments manufacturer

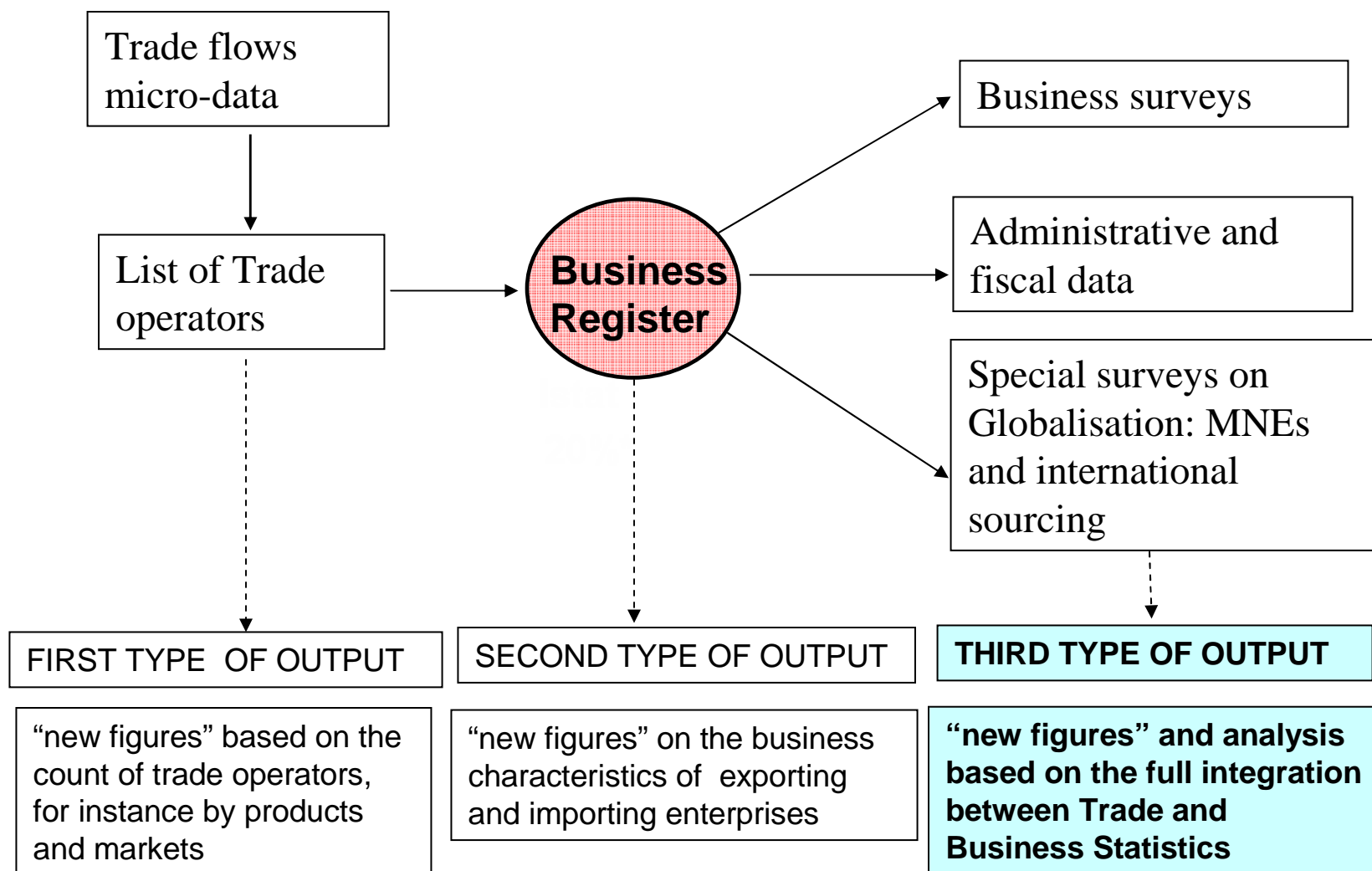
Global Production and Trade in Value-added



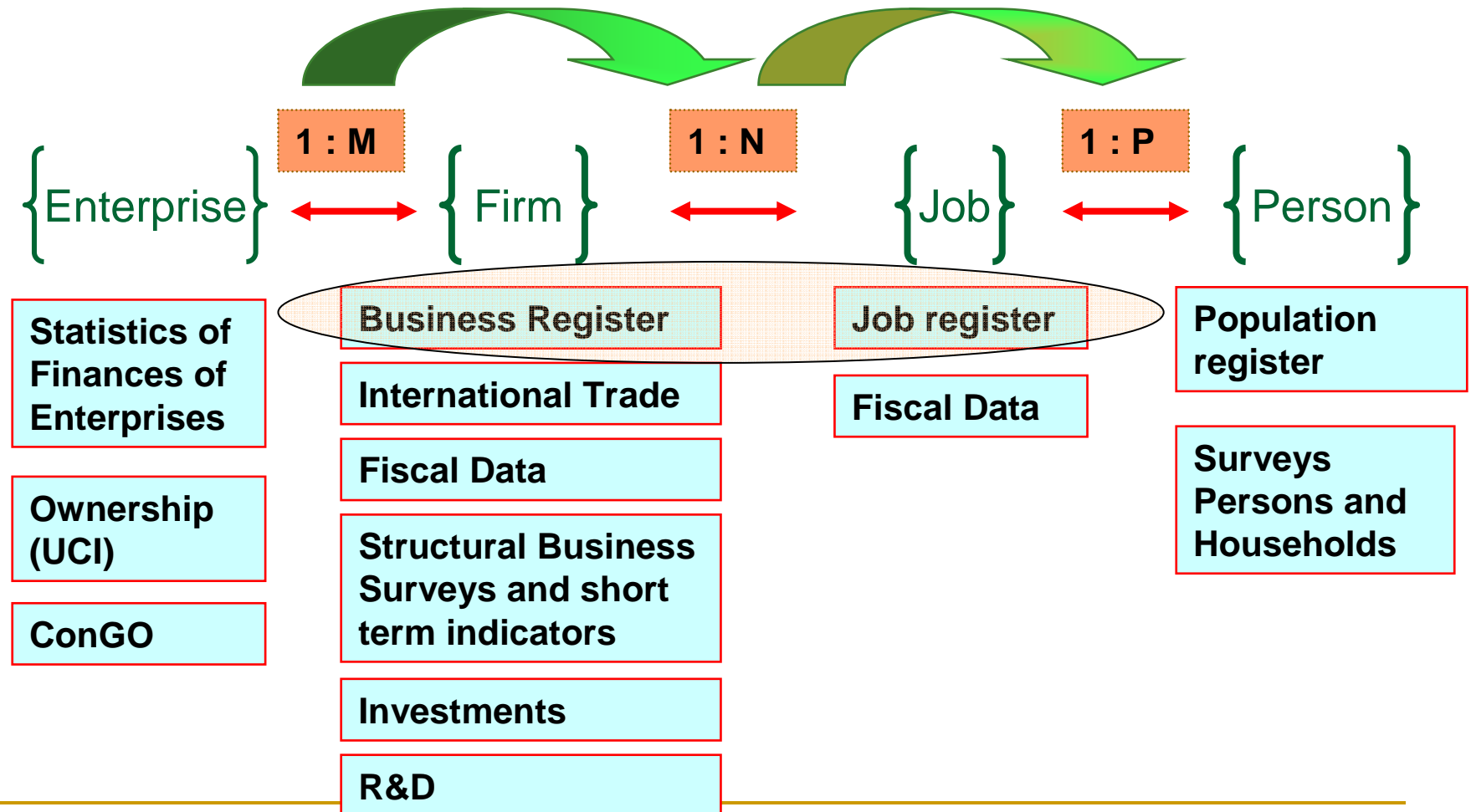
Global Production and Trade in Value-added



Increasing importance of trade statistics through linking



Trade, Jobs and Skills



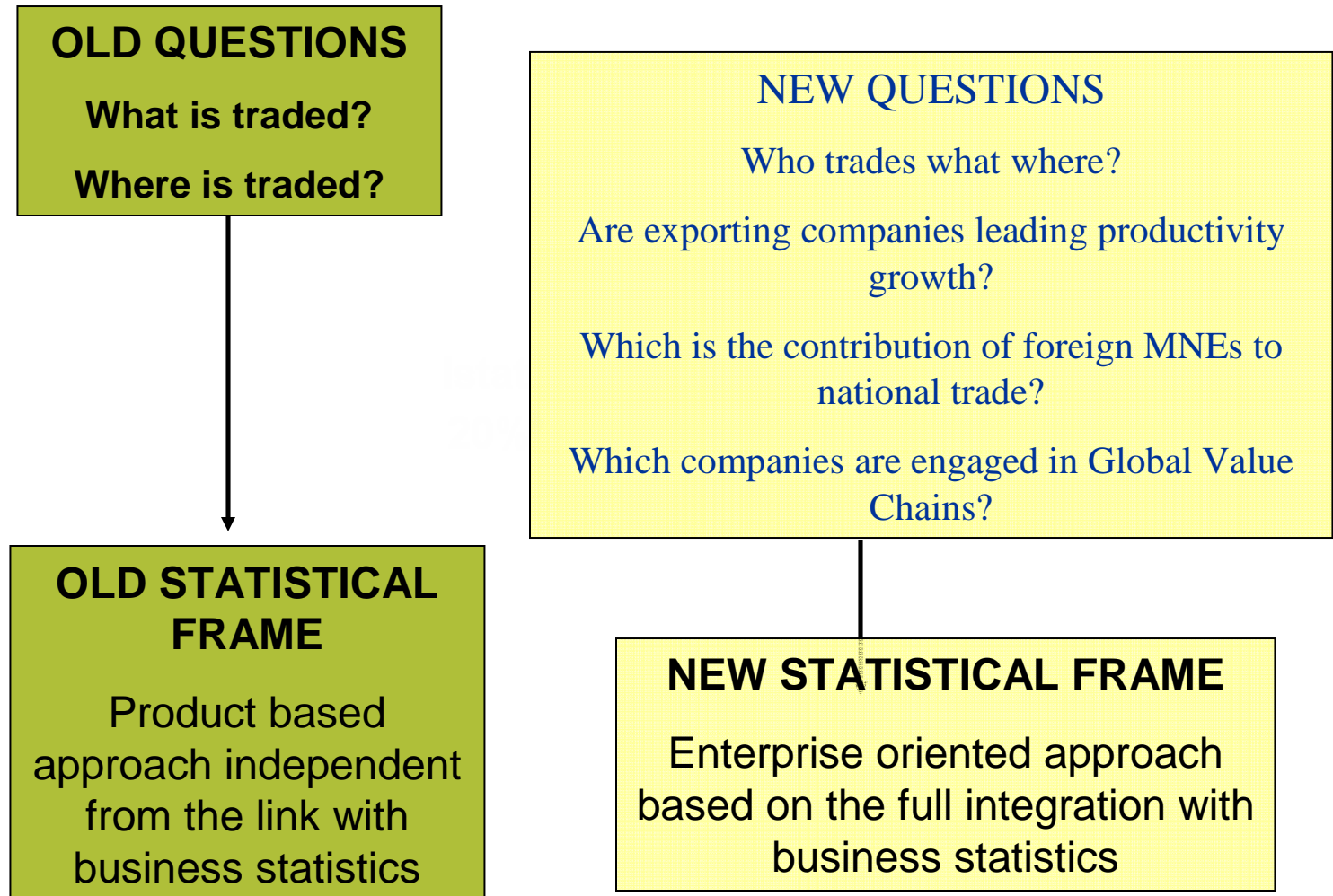
Official Trade Statistics : Work Programme

1. Compilers Manual IMTS 2010
 - a) Imports CIF and FOB
 - b) Second partner country
 - c) Customs procedure code (Inward processing)
 - d) Mode of transport
2. Compilers Guide for MSITS 2010
 - a) EBOPS 2010
 - b) Manufacturing services on input owned by others
 - c) FATS
3. Technical sub-groups on BEC and Business Functions
4. Follow-up to Global Forum
 - a) Linking Trade and Business Statistics
 - b) Institutional arrangements

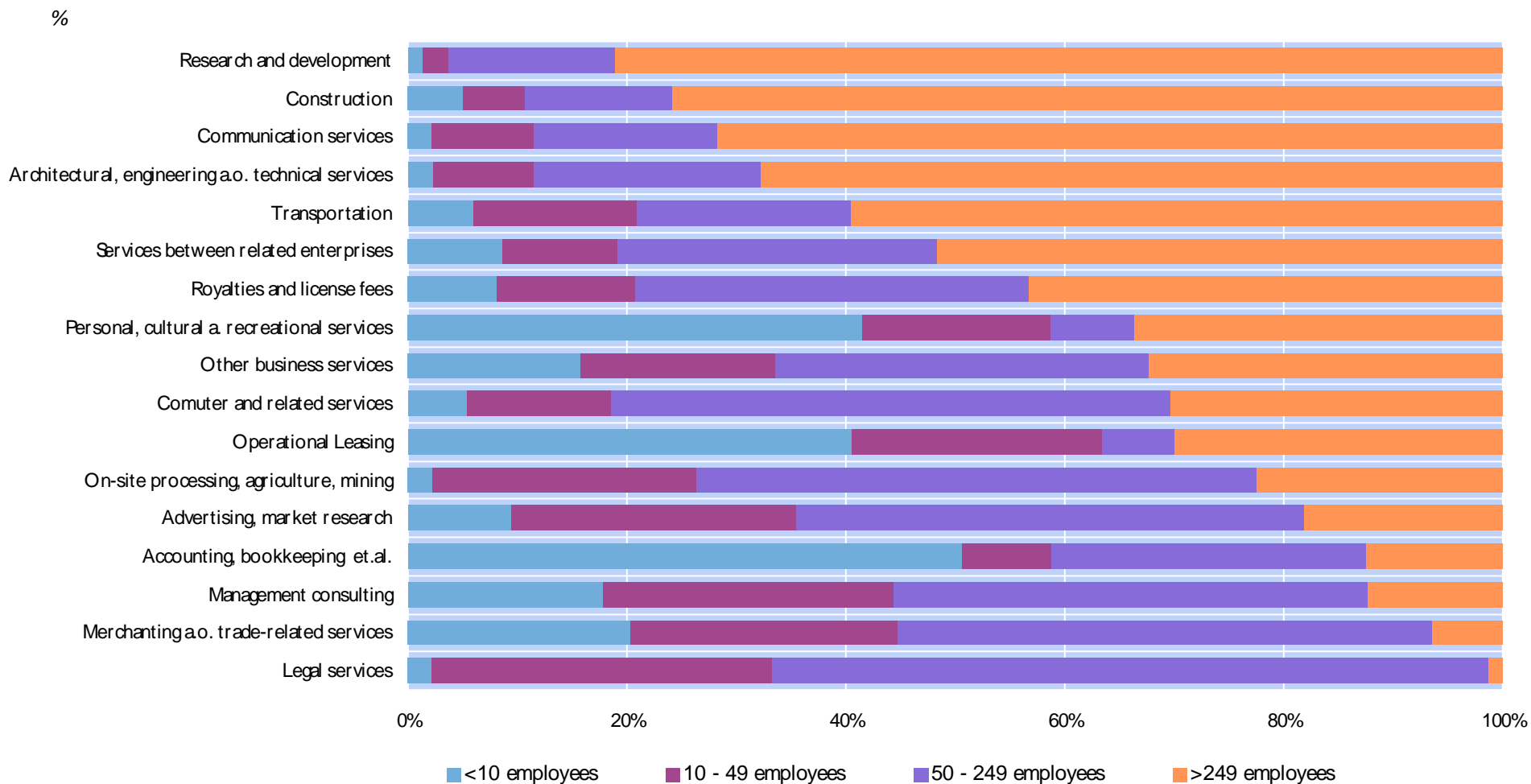
Official Trade Statistics : Outcome of Global Forum

- Developing a common basis across all relevant national institutions to identify enterprises active in international trade, including multinational enterprises and their foreign affiliates;
- Developing and maintaining a statistical trade information system at micro-level around the business register, and
- Establishing this statistical information system by making optimal use of existing data sources, such as custom-based trade statistics, business registers, economic census data, existing enterprise surveys and other administrative records for employment, environment, and energy

The demand driven shift from a product oriented toward a business perspective in the compilation of trade statistics



Link between Exports and Enterprise Size (Staff) by Service Category 2008



Source: OeNB, Statistics Austria.

Developmental work 1: Construct Frame on ITS

Economic Census 2011

– Question on Import & Import of Goods and Services

Seksyen / Section:		D		IMPORT DAN EKSPORT <i>IMPORTS AND EXPORTS</i>	
D1 Sila nyatakan jumlah import dan eksport: <i>Please state total imports and exports:</i>					
		Import / Imports RM		Eksport / Exports RM	
1	Barangan <i>Goods</i>	58	46	60	46
2	Perkhidmatan <i>Services</i>	59		61	

- Collaborate with other relevant agencies
 - Malaysia Investment Development Authority (MIDA)
 - Central Bank (BNM)
 - Companies Commission of Malaysia

Developmental work 2: Construct frame on Manufacturing Services and Maintenance & Repair

**Incorporate relevant questions in Economic Census 2011 to
construct ITS Frame particularly on companies involve in cross
border Manufacturing Services and Maintenance & Repair**

8.2	Pendapatan daripada perkhidmatan perindustrian yang diberikan: <i>Income from industrial services rendered:</i>		
	8.2.1 Bayaran diterima bagi kerja memproses yang dibuat untuk pertubuhan lain yang menggunakan bahan mereka sendiri <i>Fee received for processing work done for other establishments' on their materials</i>	02	<input style="width: 100%; height: 20px;" type="text"/>
	8.2.2 Pendapatan daripada kerja membaiki dan menyelenggarakan jentera dan kelengkapan pertubuhan lain <i>Income from repairs and maintenance work done on other establishments' machinery and equipment</i>	03	<input style="width: 100%; height: 20px;" type="text"/>
EXPORT FROM PROCESSING WORK DONE AND REPAIR MAINTENANCE FOR OTHER ESTABLISHMENT			
16.b2	Jika Soalan 8.2.1 dilaporkan, sila nyatakan peratus (%) pendapatan yang diterima dari luar negara bagi kerja memproses yang dibuat untuk pertubuhan lain <i>If Question 8.2.1 is reported, please state the percentage (%) of income received from abroad for processing work done for other establishment</i>	74	<input style="width: 100%; height: 20px;" type="text"/> ¹⁵
16.b3	Jika Soalan 8.2.2 dilaporkan, sila nyatakan peratus (%) pendapatan yang diterima dari luar negara bagi kerja membaiki dan menyelenggara jentera dan kelengkapan untuk pertubuhan lain <i>If Question 8.2.2 is reported, please state the percentage (%) of income received from abroad for repairs and maintenance work done for other establishment</i>	75	<input style="width: 100%; height: 20px;" type="text"/> ¹⁵

Developmental work 3: Inward FATS (con't)

Economic Census 2011 – Question on Ownership Structure

Soalan / Question:		3	DANA PEMEGANG SAHAM DAN STRUKTUR HAK MILIK	
			SHAREHOLDERS' FUND AND OWNERSHIP STRUCTURE	
			Seperti pada 31.12.2010 / As at 31.12.2010	
3.1	Dana Pemegang Saham:		RM	00
	<i>Shareholders' Fund:</i>			
3.1.1	Modal Berbayar * / Paid-Up Capital *	31	<input style="width: 100%; height: 20px;" type="text"/>	
3.1.2	Rizab / Reserves	32	<input style="width: 100%; height: 20px;" type="text"/>	
3.2	Struktur Hak Milik / Ownership Structure			
<i>Sila laporkan hak milik pertubuhan berdasarkan modal berbayar seperti pada 31 Disember 2010:</i>				
<i>Please report the ownership of the establishment based on the paid-up capital as at 31 December 2010:</i>				
3.2.1	Dipegang oleh Residen Malaysia		Peratus Percentage (%)	00
	<i>Held by Malaysian Resident</i>			
3.2.1.1	Individu / Individual:			
(a)	Bumiputera:			
	Melayu / Malay	33	<input style="width: 40px; height: 20px;" type="text"/>	Bajau / Bajau
	ibn / Iban	34	<input style="width: 40px; height: 20px;" type="text"/>	Kadazan / Kadazan
	Bidayuh / Bidayuh	35	<input style="width: 40px; height: 20px;" type="text"/>	Bumiputera Lain / Other Bumiputera
(b)	Cina / Chinese			36
(c)	India / Indians			37
(d)	Lain-lain / Others			38
3.2.1.2	Institusi / Syarikat:			39
	<i>Institutions / Companies:</i>			40
(a)	Bumiputera / Bumiputera			41
(b)	Bukan Bumiputera / Non Bumiputera			42
3.2.2	Dipegang oleh Agensi Kerajaan Persekutuan, Negeri dan Tempatan			43
	<i>Held directly by Federal, State and Local Government Agencies</i>			44
3.2.3	Dipegang secara langsung oleh bukan Residen Malaysia			45
	<i>Held directly by Non-Malaysian Residents</i>			45
JUMLAH				100
TOTAL				100

Official Trade Statistics : Manufacturing services

1. **Link detailed merchandise trade statistics to the business register.** This matching process may not be perfect, but is essential in deriving results;
2. Conduct a **survey among enterprises of the manufacturing industries** and determine the percentage of processing done under contract for foreign companies
3. **Link the enterprise survey results to the merchandise trade statistics via the business register,** and determine the volume and kind of imported and exported goods, which is associated to the enterprises that “process under contract”

Official Trade Statistics : Research agenda

1. Linking Trade and Business statistics;
2. Processing trade under contract;
3. Integrating trade in goods and services;
4. Trade-related Classification: BEC (intermediate goods) and Business Functions;
5. Intra-firm trade (multi-nationals and foreign affiliates, FDI, FATS, Euro Group Register);
6. How does Trade in Value-added relate to Processing Trade, Intra-firm Trade and International sourcing of Business Functions?